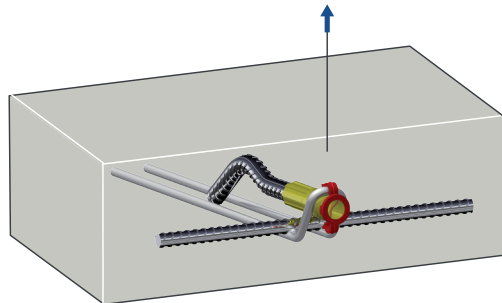


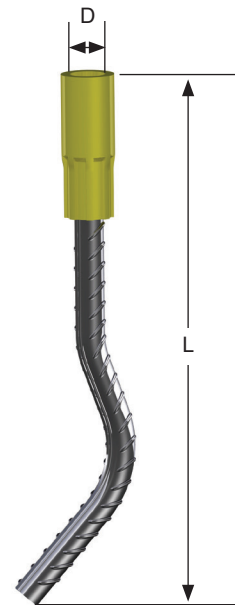
Threaded Lifting System

Waved Tail Anchors

Extended waved tail provides exceptional tensile capacity in thin panels. Can also be used in shear with addition of a shear bow.



Shear load can be increased by using shear bow reinforcement.



PART NUMBER	COLOR CODE	SWL TENSION (LBS)	SWL SHEAR (LBS)	THREAD SIZE (D)	ANCHOR LENGTH (L)	MIN. END DISTANCE	MIN. PANEL THICKNESS TENSION	MIN. PANEL THICKNESS SHEAR
WTA005	Orange	1000	500	Rd12	5-3/8"	6"	2-1/4"	3"
WTA008	White	1600	800	Rd14	6-5/8"	8"	2-1/2"	3-1/4"
WTA012	Red	2400	1200	Rd16	7-3/4"	8"	2-3/4"	3-3/4"
WTA016	Pink	3200	1600	Rd18	9-1/4"	10"	3-1/4"	4"
WTA020	Light Green	4000	2000	Rd20	10-1/8"	11"	3-1/2"	4-1/2"
WTA025	Dark Grey	5000	2500	Rd24	13-3/4"	12"	4"	5"
WTA040	Emerald Green	8000	4000	Rd30	17-3/4"	14"	4-3/4"	6"
WTA063	Light Blue	12600	6300	Rd36	22-3/8"	16"	6-1/4"	8"
WTA080	Light Grey	16000	8000	Rd42	24-3/8"	20"	7"	9-1/2"
WTA125	Yellow	25000	12500	Rd52	34-5/8"	24"	8"	11"


Safe working loads based on approximate 4:1 Safety Factor in 2,200 psi normal weight concrete.

Waved Tail Anchors (Coil Thread)

Available in coil threaded socket and compatible with coil lifting accessories.

TON	ITEM CODE	ANCHOR LENGTH (L)	THREAD SIZE (D)	MIN. END DISTANCE	MIN. PANEL THICK. TENSION	MIN. PANEL THICK. SHEAR	SWL SHEAR (LBS)	SWL TENSION (LBS)
2	WTC 3/4"	10-1/4"	3/4"	11"	3-1/2"	4-1/2"	2000	4000
3.5	WTC 1"	15-1/2"	1"	14"	4-3/4"	6"	3500	7000
8	WTC 1-1/4"	25"	1-1/4"	20"	7"	9-1/2"	8000	16000

Safe working loads based on approximate 4:1 Safety Factor in 2,200 psi normal weight concrete.



**COIL
THREAD**



Compatible with coil lifting accessories.