


Locking Wheel

The CONAC Wheel Chairs are the strongest wheel chairs on the market. The patented locking system will not allow the wheel to rotate around the rebar or slide along the rebar, assuring that the rebar will stay in place. CONAC Locking Wheels are available for cover from 1" to 3".




U.S. Patents # 7,451,579

ITEM CODE	CONCRETE COVER	BAR SIZE	QTY/CTN.
RW10L	1"	3 & 4	1000
RW12L	1 1/4"	3 & 4	1000
RW15L	1 1/2"	3-6	1000
RW20L	2"	3-6	500
RW25L	2 1/2"	3-7	300
RW30L	3"	4-8	250


Rebar Wheels

Spacer for universal use. Clamping tongues for a wide range of bar sizes. Wide contact surface and foot members increase load-carrying capacity and prevent tipping. Open construction which does not interrupt concrete flow. Minimal contact with formwork.

Type M



Type M5-M6




Wide Range Rebar

ITEM CODE	SIZE MM	CONCRETE COVER	BAR SIZE	QTY/CTN.
RW05M	12.5/4-8	1/2"	1-2	4000
RW58M	15/4-8	5/8"	1-2	5000
RW58M4	15/8-12	5/8"	2-4	2500
RW585	15/14-18	5/8"	5-6	2000
RW75M	20/4-8	3/4"	1-2	2000
RW75M3	20/6-10	3/4"	2-3	2500
RW75M5	20/6-18	3/4"	1-6	3000
RW10M	25/6-10	1"	2-3	1200
RW10M5	25/4-18	1"	1-6	500
RW103	25/10-14	1"	3-5	1000
RW121	30/4-8	1 1/4"	1-2	1000
RW126	30/4-18	1 1/4"	1-6	500
RW15M	40/4-8	1 1/2"	1-2	1000
RW15M5	40/4-18	1 1/2"	1-6	1000
RW154	40/12-20	1 1/2"	4-6	250
RW20M	50/4-10	2"	1-3	1000
RW20M6	50/4-18	2"	1-6	250
RW204	50/12-20	2"	4-6	500
RW238	60/4-18	2 1/2"	1-6	250
RW30M5	75/4-18	3"	1-6	200
RW306	75 20-26	3"	6-7	250
RW449	100/12-32	4"	4-9	75

Spuncast Wheel


Special rebar wheel used in the manufacturing of spuncast utility poles.



ITEM CODE	CONCRETE COVER	BAR SIZE	QTY/CTN.	COLOR
RW 10MM	3/4"	5	2000	Gray
RW 10MMB	3/4"	5	2000	Black

Picofix


Economical round spacer with extra wide bar support. Minimal formwork contact.



ITEM CODE	SIZE MM	CONCRETE COVER	BAR SIZE	QTY/CTN.
RW58MP	15/5-10	5/8"	M-3	8000
RW75MP	20/5-10	3/4"	M-3	4000
RW10MP	25/4-8	1"	M-3	4000
RW12MP	30/5-10	1 1/4"	M-3	4000

Sparfix

Inexpensive spacer for use in precast.



ITEM CODE	SIZE MM	CONCRETE COVER	BAR SIZE	QTY/CTN.
RW05MS	10/3-5	3/8"	Mesh	18000
RW58MS	15/3-5	5/8"	Mesh	4000